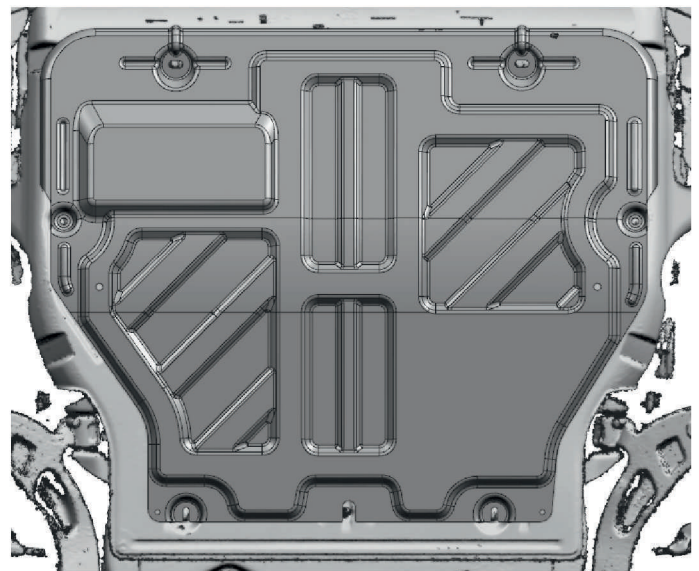

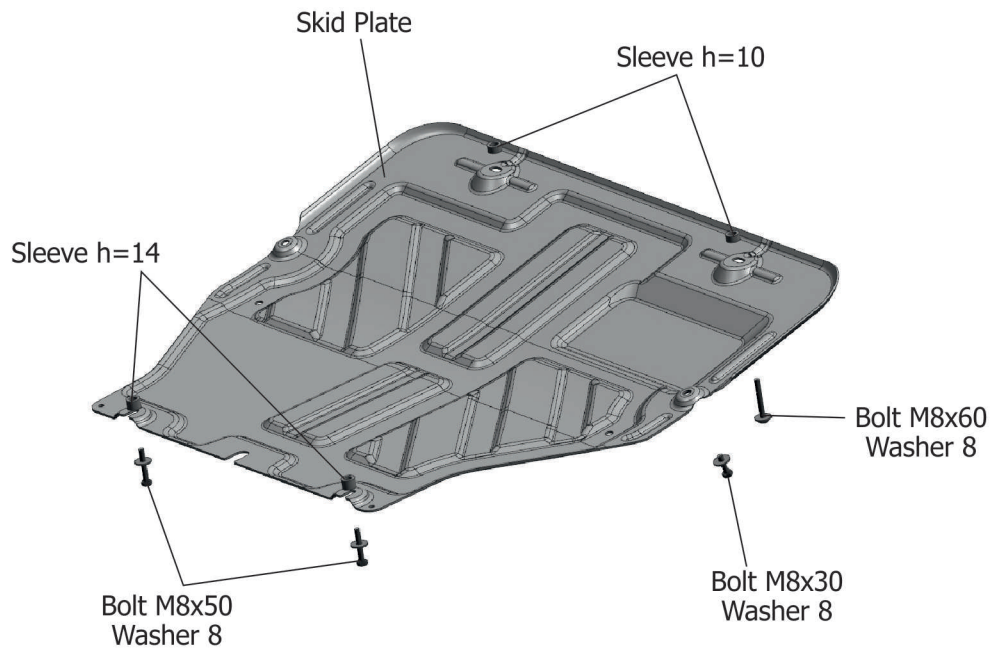


Brand	Model	Year	Engine	Gearbox	Drive
Volkswagen	Multivan	2003-2010, 2010-2015, 2015-	All	Manual;Auto	FWD; AWD
Volkswagen	Caravelle	2003-2010, 2010-2015, 2015-	All	Manual;Auto	FWD; AWD
Volkswagen	Transporter T5	2003-2010, 2010-2015	All	Manual;Auto	FWD; AWD
Volkswagen	Transporter T6	2015-	All	Manual;Auto	FWD; AWD



Installation instructions:

1. Skid plate should be installed over OE dust cover.
2. Unscrew 2 OE bolts (A) and screw in bolts M8x50 through sleeves h=14.
3. Unscrew 4 OE bolts (B).
4. Mount rear part of skid plate on installed bolts M8x50, fix central part using bolts M8x30, fix front part of skid plates through sleeves h=10 using bolts M8x60 .
5. Tighten all screws with required torque.

Content:

Name	QTY	Torque
Bolt M8x30	2 pcs.	24.0 Nm
Bolt M8x50	2 pcs.	24.0 Nm
Bolt M8x60	2 pcs.	24.0 Nm
Washer M8	6 pcs.	
Skid plate	1 pc.	