

Check vehicle manual

After installation, check the correct operation of all elements.

Isuzu D-max

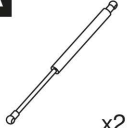
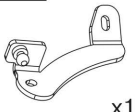
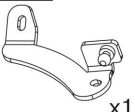





Isuzu Mu-X

HOOD LIFTS

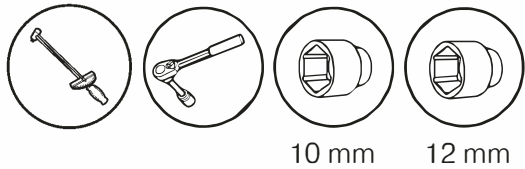
Installation Instruction



| | |
|--------------------|--------------|
| Model year D-max: | 2021-2023 |
| Model year Mu-X: | 2020-2023 |
| Part No.: | 2A.ST.9102.1 |
| Compatibility: | all types |
| Weight: | 1 kg |
| Installation time: | 30 min |

| Parts listing | | | | | |
|---|---|---|---|---|---|
| A | B(R) | B(L) | C | D | E |
|  |  |  |  |  |  |
| x2 | x1 | x1 | x2 | M6x20 x4 | Ø6 x4 |
| F | G | Installation Instruction | | | |
|  |  | | | | |
| x2 | Ø8 x2 | | | | |

Required Tools:



! Attention!

Before installation of gas struts, open the hood and check that there is no additional equipment installed in engine bay which can block installation.

